

EASY LOOP™ Ostomy Device

Catalog No. EZL-02

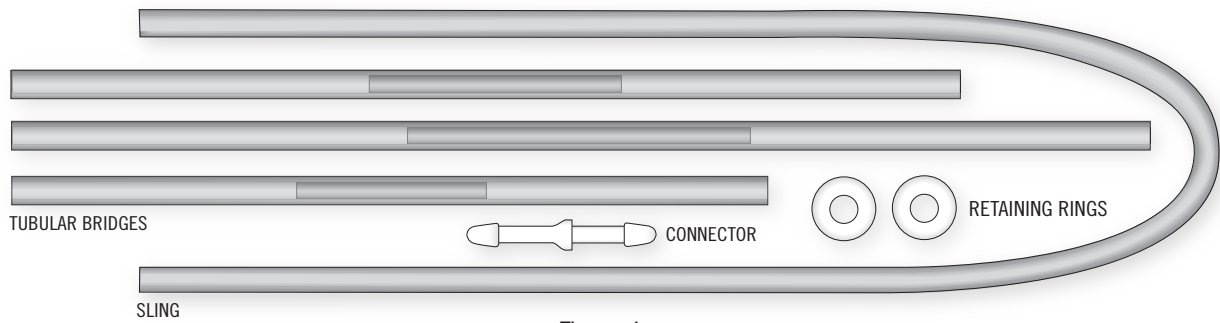


Figure 1

DESCRIPTION:

A loop ostomy support system comprising a SLING, three alternative TUBULAR BRIDGES, a CONNECTOR, and a pair of RETAINING RINGS. The short, medium and long TUBULAR BRIDGES each comprise a soft flexible silicone tube and a rigid plastic CENTRAL ROD. The SLING is used to temporarily retract the bowel during the surgical procedure. The RETAINING RINGS maintain the position of the CENTRAL ROD of the chosen TUBULAR BRIDGE under the bowel. The CENTRAL ROD elevates the bowel. The CONNECTOR joins the ends of the TUBULAR BRIDGE to form a closed loop.

INDICATIONS:

The EASY LOOP™ is used to support the exteriorized loop of bowel of a loop colostomy or ileostomy.

CONTRAINDICATIONS:

None known.

INSTRUCTIONS FOR USE:

Make sure all components of the system are present (Figure 1). Pass the SLING through the mesentery and use it to retain the ostomy bowel loop externally until ready to apply the EASY LOOP™. The CONNECTOR adapts to the ends of the SLING.

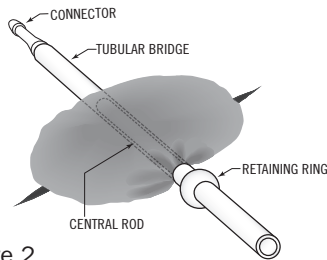


Figure 2

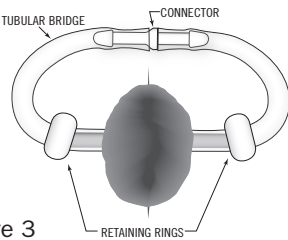


Figure 3

Applying the EASY LOOP™

1. Select a TUBULAR BRIDGE appropriate for the size of the bowel.
2. Insert the CONNECTOR into one end of the TUBULAR BRIDGE.
3. Pass the CONNECTOR and TUBULAR BRIDGE through a RETAINING RING until the RETAINING RING is adjacent the end of the CENTRAL ROD opposite the CONNECTOR. Wetting the components will ease passage.
4. Insert the CONNECTOR into one end of the SLING and draw the TUBULAR BRIDGE into position. Remove the SLING. (See Figure 2.)
5. Apply the second RETAINING RING to maintain the CENTRAL ROD beneath the bowel.
6. Mature the ostomy.
7. Use the CONNECTOR to join the ends of the TUBULAR BRIDGE to form a closed loop around the bowel. (See Figure 3.)
8. Arrange the EASY LOOP™ within an ostomy appliance.

Removing the EASY LOOP™

1. Separate the CONNECTOR from one end of the TUBULAR BRIDGE.
2. Remove the RETAINING RING from the side opposite the CONNECTOR.
3. Withdraw the device from underneath the bowel.

Rx only
Latex-free
DEHP-free

Patent Pending

STERILE EO



TfS Tools for Surgery

We make it simple, by design.

Tools for Surgery, LLC
8 Technology Drive, #100 ▪ East Setauket, New York 11733
PH (631) 444-4448 ▪ FX (631) 444-5330

www.toolsforsurgery.com